


# Remote Mounted Dial Thermometer

## 3 1/2" Stainless Steel Case

DIAL THERMOMETERS



V80025 shown

- ▶ 3 1/2" Dial Size
- ▶ ± 1 Scale Division Accuracy
- ▶ Stainless Steel Case
- ▶ Vapor or Liquid Actuated

The Trerice **Remote Mounted Dial Thermometer** is used extensively in the building and construction industry and is the preferred temperature instrument for OEMs worldwide. The stainless steel case is available in many styles for panel and surface mounting. This instrument has a 3 1/2" dial size and is available with either vapor or liquid actuation.






- Optional features available: Please consult the Optional Features Section for details.

#### Thermowell

- For applications where the process media may be corrosive or contained under pressure, the use of a thermowell is required to prevent damage to the thermometer and facilitate its removal from the process.

(Refer to page 154)

### Specifications

Models	Dial Size	Case Styles
80025	3 1/2"	 <b>Adjustable Angle,</b> with mounting bracket
80035	3 1/2"	 <b>Surface Mounted,</b> back flanged, with bottom outlet
80036	3 1/2"	 <b>Surface Mounted,</b> back flanged with back outlet
80040	3 1/2"	 <b>Flush Mounted,</b> front flanged, with back outlet
80041	3 1/2"	 <b>Flush Mounted,</b> u-clamp with back outlet

**Movement** Brass

#### Case Material

Stainless Steel

#### Window

Acrylic, snap-in with Nitrile O-ring seal

#### Pointer

Adjustable, black finish

#### Dialface

Aluminum, white background with black graduations and markings

#### Accuracy

±1 scale division

#### Approximate Shipping Weight

1.3 lbs [0.59 kg]

### HOW TO ORDER

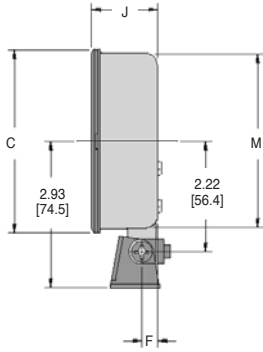
Sample Order Number: **V 80035 110 B01 05**

Actuation	Model	Range Code	Thermal System	Capillary Length*
V Vapor	80025	See Standard Ranges	See Thermal Selection (pages 112-113)	05 5 Feet
L Liquid	80035			10 10 Feet
	80036			15 15 Feet
	80040			20 20 Feet
	80041			

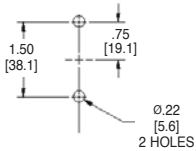
\* Other Capillary lengths available: Specify in feet. Vapor: 100 Feet Max  
Liquid: 20 Feet Max

All dimensions are nominal.  
Dimensions in [ ] are in millimeters.

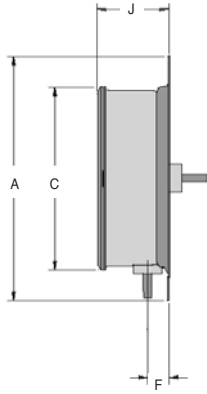
**80025 Adjustable Angle with mounting bracket**



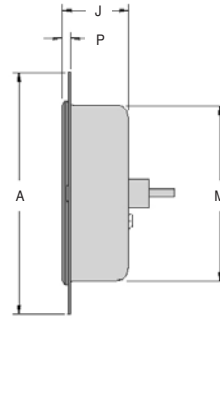
Mounting Dimensions for 80025



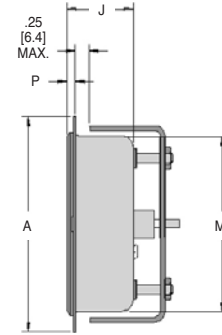
**80035 & 80036 Surface Mounted back flanged**



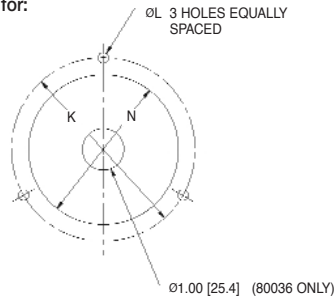
**80040 Flush Mounted front flanged**



**80041 Flush Mounted U-clamp**



Drilling Dimensions for:  
80035  
80036  
80040  
80041



Model	A	C	F	J	K	L	M	N	P
80025	N/A	3.67 [93.2]	0.32 [8.2]	1.33 [33.9]	N/A	N/A	3.51 [89.2]	N/A	N/A
80035	4.91 [124.7]	3.67 [93.2]	0.43 [11.0]	1.44 [36.6]	4.50 [114.3]	0.25 [6.4]	N/A	N/A	N/A
80036	4.91 [124.7]	3.67 [93.2]	N/A	1.44 [36.6]	4.50 [114.3]	0.25 [6.4]	N/A	N/A	N/A
80040	4.84 [122.9]	N/A	N/A	1.33 [33.6]	4.44 [112.8]	0.25 [6.4]	3.51 [89.2]	3.62 [92.0]	0.17 [4.3]
80041	4.31 [109.5]	N/A	N/A	1.33 [33.8]	N/A	N/A	3.51 [89.2]	3.62 [92.0]	0.17 [4.3]

**Standard Ranges (Dual Scale includes both Fahrenheit & Celsius)**

Vapor Actuated				
Fahrenheit Scale Range Code	Fahrenheit Scale Range	Celsius Scale Range Code	Celsius Scale Range	Dual Scale Range Code
030	-40° to 150°F	430	-40° to 65°C	230
040	-20° to 100°F	440	-30° to 40°C	240
050	0° to 100°F	450	-20° to 40°C	250
065	0° to 160°F	465	-20° to 70°C	265
100	30° to 180°F	500	0° to 85°C	300
110	30° to 240°F	510	0° to 115°C	310
120	30° to 300°F	520	0° to 150°C	320
145	100° to 350°F	545	40° to 180°C	345
160	200° to 450°F	560	90° to 230°C	360

Liquid Actuated				
Fahrenheit Scale Range Code	Fahrenheit Scale Range	Celsius Scale Range Code	Celsius Scale Range	Dual Scale Range Code
020	-40° to 120°F	420	-40° to 50°C	220
050	0° to 100°F	450	-20° to 40°C	250
060	0° to 160°F	460	-20° to 70°C	260
100	30° to 180°F	495	0° to 80°C	300
110	30° to 240°F	510	0° to 115°C	310
130	50° to 300°F	530	10° to 150°C	330

DIAL THERMOMETERS

# Thermal System Selection

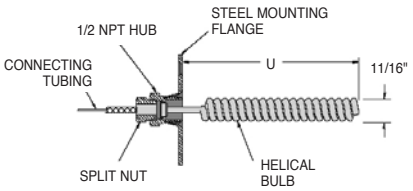
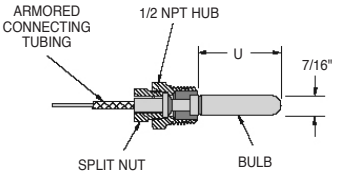
DIAL THERMOMETERS

## Remote Mounted Dial Thermometers

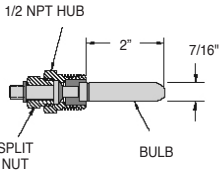
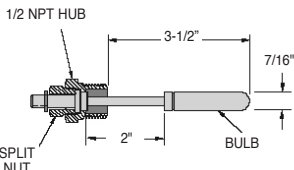
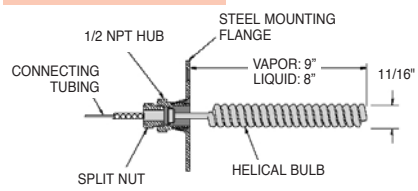
Bulb & Capillary Style	Order Code	Connection Style & Material	Bulb Material	Capillary Tubing Material	Minimum Bulb Insertion Length for Capillary Length (in feet) shown			
					Vapor Actuated			Liquid Act. All Lengths
					up to 10	15-50	over 50	
<b>Union Connection</b> 	B01	Brass, 1/2 NPT	Vapor: Copper Liquid: Brass	Copper with Bronze Braided Armour	2"	3 3/4"	5 5/8"	2"
	B10	Stainless Steel, 1/2 NPT	Stainless Steel	Stainless Steel	2"	3 3/4"	5 5/8"	2"
<b>Adjustable Union Connection</b> 	B02	Brass, 1/2 NPT	Vapor: Copper Liquid: Brass	Copper with Bronze Braided Armour	1 3/4"	3 1/2"	5 1/4"	1 3/4"
	B04	Stainless Steel, 1/2 NPT	Stainless Steel	Stainless Steel	Adjustable up to 24"			
<b>Plain Bulb</b> 	B05	None	Vapor: Copper Liquid: Brass	Copper with Bronze Braided Armour	2"	3 3/4"	5 5/8"	2"
	B06	None	Stainless Steel	Stainless Steel	2"	3 3/4"	5 5/8"	2"
<b>Teflon Covered Bulb</b> 	B08	None	Vapor: Copper Liquid: Brass with Teflon Cover	Bronze Braided Armour with Teflon Cover	15"	15"	15"	2 3/4"
	B07	None	Stainless Steel with Teflon Cover	Stainless Steel with Teflon Cover	15"	15"	15"	2 3/4"
<b>Averaging Bulb</b> 	B11*	Brass, 1/2 NPT	Copper	Copper with Bronze Braided Armour	N/A	N/A	N/A	Approx. 8 Feet
	B12*	Stainless Steel, 1/2 NPT	Stainless Steel	Stainless Steel	N/A	N/A	N/A	Approx. 8 Feet

\* B11 and B12 Averaging Bulbs are not available with vapor actuation.

## Remote Mounted Dial Thermometers (cont'd)

Bulb & Capillary Style	Order Code	Connection Style & Material	Bulb Material	Capillary Tubing Material	Minimum Bulb Insertion Length for Capillary Length (in feet) shown			
					up to 10	Vapor Actuated 15-50	over 50	Liquid Act. All Lengths
<b>Air Sensitive Bulb</b> 	B13	Steel Mounting Flange, Brass Fittings	Copper	Copper with Bronze Braided Armor	9"	9"	11"	8"
<b>Union Connection with Spiral Armour</b> 	B15	Brass, 1/2 NPT	Vapor: Copper Liquid: Brass	Copper with Bronze Braid & SS Spiral Armor	2"	3 3/4"	5 5/8"	2"
	B16	Stainless Steel, 1/2 NPT	Stainless Steel	Stainless Steel with SS Spiral Armor	2"	3 3/4"	5 5/8"	2"

## Direct Mounted Dial Thermometers

Bulb Style	Order Code	Connection Material	Bulb Material	Minimum Bulb Insertion Length	
				Vapor Actuated	Liquid Act.
<b>Union Connection</b> 	B31	Brass, 1/2 NPT	Vapor: Copper Liquid: Brass	2"	2"
	B32	Stainless Steel, 1/2 NPT	Stainless Steel	2"	2"
<b>Union Connection with Bendable Extension</b> 	B33	Brass, 1/2 NPT	Vapor: Copper Liquid: Brass	3 1/2"	3 1/2"
	B34	Stainless Steel, 1/2 NPT	Stainless Steel	3 1/2"	3 1/2"
<b>Air Sensitive Bulb</b> 	B35	Steel Mounting Flange, Brass Fittings	Copper	9"	8"

# Temperature Ranges

## Dial Thermometers

DIAL THERMOMETERS

Trerice offers a variety of temperature ranges to satisfy virtually any application. The following tables list the standard available ranges with figure intervals and minor divisions for Vapor or Liquid actuated dial thermometers.

Vapor actuated dial thermometers have a progressive scale. Maximum readability and stated intervals are in the upper two thirds of the scale. Liquid actuated dial thermometers have a linear scale. Figure intervals are equal throughout the range. Fahrenheit is primary (outside) scale on dual scale ranges.

### Vapor Actuated Ranges with Major and Minor Divisions

Fahrenheit Scale		Celsius Scale		Dual Scale		Fahrenheit		Celsius	
Range Code	Range	Range Code	Range	Range Code	Range	Figure Intervals	Minor Divisions	Figure Intervals	Minor Divisions
030	-40° to 150°F	430	-40° to 65°C	230	-40° to 150°F & -40° to 65°C	20°	2°	10°	1°
040	-20° to 100°F	440	-30° to 40°C	240	-20° to 100°F & -30° to 40°C	10°	2°	5°	1°
050	0° to 100°F	450	-20° to 40°C	250	0° to 100°F & -20° to 40°C	10°	1°	10°	1°
065	0° to 160°F	465	-20° to 70°C	265	0° to 160°F & -20° to 70°C	20°	2°	10°	1°
100	30° to 180°F	500	0° to 85°C	300	30° to 180°F & 0° to 85°C	20°	2°	10°	1°
110	30° to 240°F	510	0° to 115°C	310	30° to 240°F & 0° to 115°C	20°	2°	10°	1°
120	30° to 300°F	520	0° to 150°C	320	30° to 300°F & 0° to 150°C	20°	2°	10°	1°
145	100° to 350°F	545	40° to 180°C	345	100° to 350°F & 40° to 180°C	30°	2°	10°	1°
160	200° to 450°F	560	90° to 230°C	360	200° to 450°F & 90° to 230°C	30°	2°	10°	2°

Vapor actuated dial thermometers have a progressive scale. Maximum readability and stated intervals are in the upper two thirds of the scale.

### Liquid Actuated Ranges with Major and Minor Divisions

Fahrenheit Scale		Celsius Scale		Dual Scale		Fahrenheit		Celsius	
Range Code	Range	Range Code	Range	Range Code	Range	Figure Intervals	Minor Divisions	Figure Intervals	Minor Division
020	-40° to 120°F	420	-40° to 50°C	220	-40° to 120°F & -40° to 50°C	20°	2°	10°	1°
050	0° to 100°F	450	-20° to 40°C	250	0° to 100°F & -20° to 40°C	10°	1°	10°	0.5°
060	0° to 160°F	460	-20° to 70°C	260	0° to 160°F & -20° to 70°C	20°	2°	10°	1°
100	30° to 180°F	495	0° to 80°C	300	30° to 180°F & 0° to 85°C	20°	2°	10°	1°
110	30° to 240°F	510	0° to 115°C	310	30° to 240°F & 0° to 115°C	20°	2°	10°	1°
130	50° to 300°F	530	10° to 150°C	330	50° to 300°F & 10° to 150°C	50°	5°	20°	2°

Liquid actuated dial thermometers have a linear scale. Figure intervals are equal throughout the range.

### Vapor and Liquid Actuated Dial Faces

The physical principles of vapor actuation require that the dialface for vapor dial thermometers be printed with a non-linear progressively graduated temperature scale. Liquid actuated dial thermometers are furnished with linear dialfaces. Please see the Thermal System Selection section of our online catalog for sample vapor and liquid actuated dialfaces.

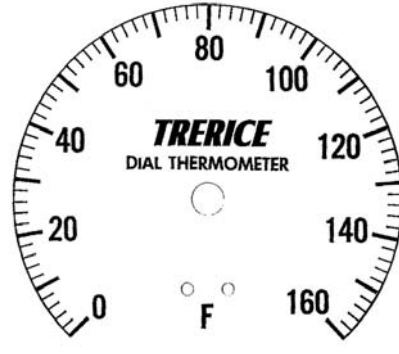


# Temperature Ranges

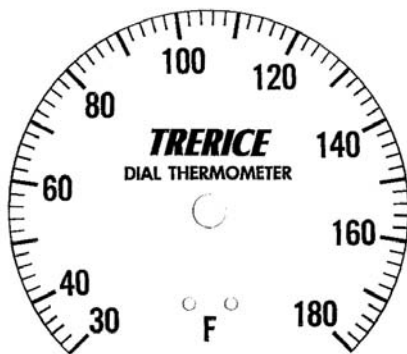
Sample Liquid Actuated Dials (others available)



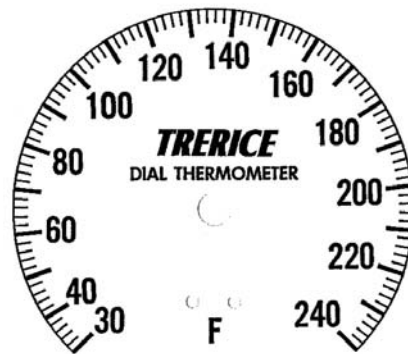
0° to 100°F



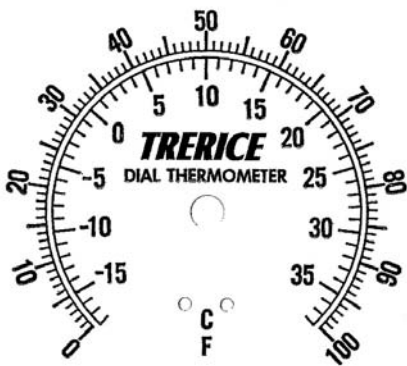
0° to 160°F



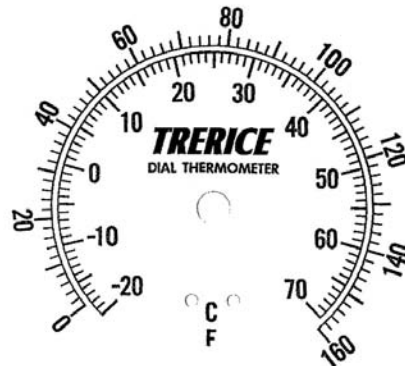
0° to 180°F




30° to 240°F



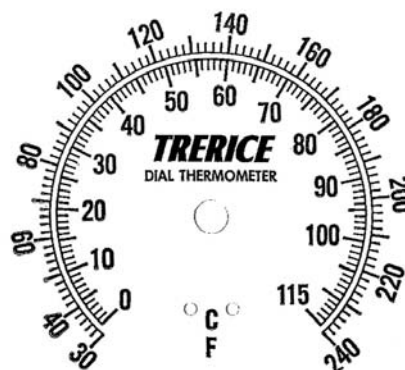
0° to 100°F/C



30° to 160°F/C



0° to 180°F/C



30° to 240°F/C