

Valve Body Selection

(for 910TB Control Valve)

BRONZE

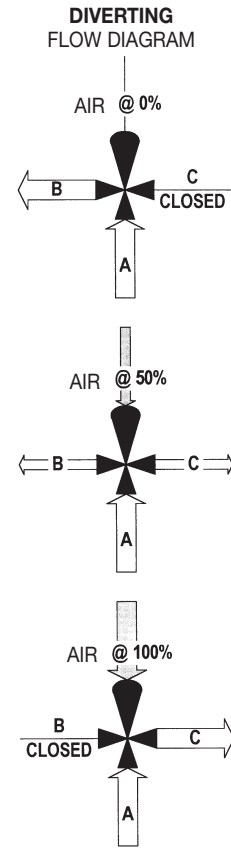
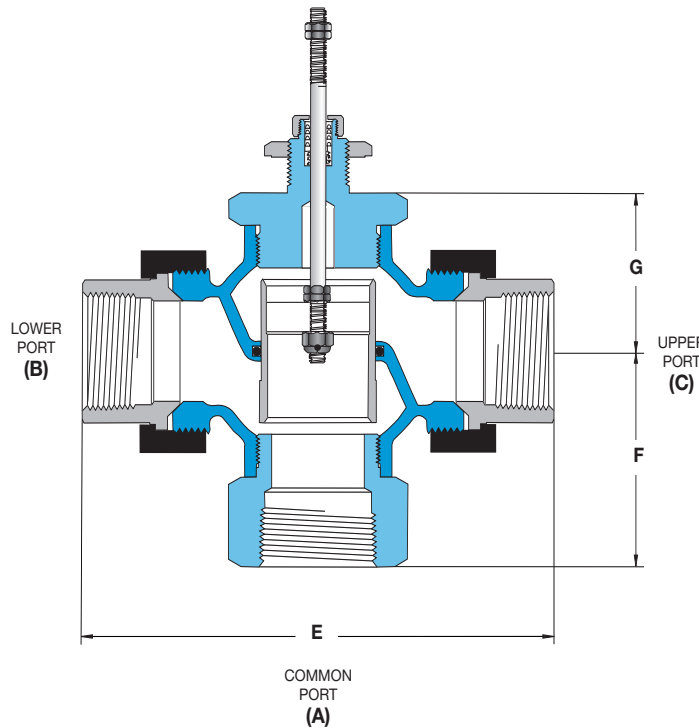
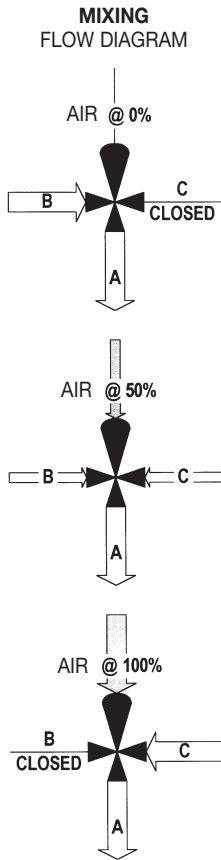
3-WAY • 1/2" - 2"



All dimensions are nominal. Dimensions in [] are in millimeters.

CONTROL VALVES

for Mixing or Diverting



Trerice 3-Way Valves are not designed for use in steam applications. To properly control the mixing of two flows, inlet pressures at ports B and C should be as equal as possible.

Specifications

Body Material	Trim Material	Trim Style	Connection	Pressure & Temperature Rating
Bronze	Bronze	Modified linear	Threaded, malleable iron union ends	250 PSI @ 300°F (149°C)

Valve Body Selection

Mixing or Diverting			Maximum Close-Off Pressure (psid)			Dimensions			Approximate Shipping Wt.
Valve Body Number	Size Connection (NPT)	Nominal Port	C _v	Actuator 910TB	E	F	G		
A18	1/2	1/2"	2.8	250	4.8 [122]	1.8 [46]	1.8 [46]	2.9 lbs [1.31 kg]	
A25	3/4	3/4"	5.6	250	5.6 [142]	2.3 [58]	2.3 [58]	4.7 lbs [2.12 kg]	
A34	1	1"	8.4	250	6.0 [152]	2.3 [58]	2.3 [58]	5.7 lbs [2.57 kg]	
A45	1 1/4	1 1/4"	15	250	7.2 [183]	2.8 [71]	2.6 [66]	9.5 lbs [4.28 kg]	
A56	1 1/2	1 1/2"	21	250	7.7 [196]	3.5 [89]	2.6 [66]	11.1 lbs [5.00 kg]	
A67	2	2"	33	250	8.6 [218]	4.1 [104]	3.1 [79]	16.7 lbs [7.55 kg]	