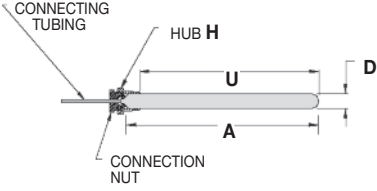
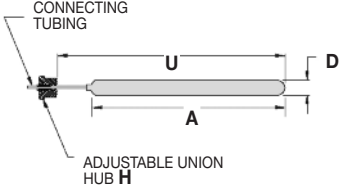
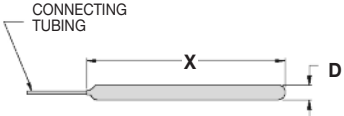
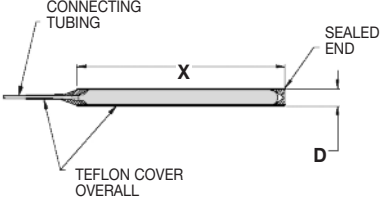
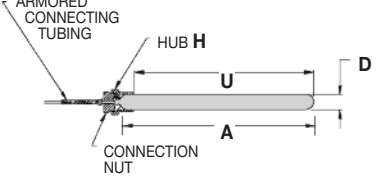


Thermal System Selection

Temperature Regulator (91000, 91400, & 91600 Models)

U = Insertion Length
X = Bulb Length

TEMPERATURE REGULATORS

Bulb and Capillary Style	Order Code	Connection Style & Material	Bulb Material	Capillary Tubing Material
Union Connection				
	B01	Brass Union Hub	Copper	Copper
	B10	Stainless Steel Union Hub	Stainless Steel	Stainless Steel
Adjustable Union Connection				
	B02	Brass Union Hub	Copper	Copper
	B04	Stainless Steel Union Hub	Stainless Steel	Stainless Steel
		Adjustable over entire capillary length		
		Adjustable over entire capillary length		
Plain Bulb				
	B05	None	Copper	Copper
	B06	None	Stainless Steel	Stainless Steel
Teflon Covered Bulb				
	B08	None	Copper with Teflon Covering	Copper with Teflon Covering
	B07	None	Stainless Steel with Teflon Covering	Stainless Steel with Teflon Covering
		450°F (232°C) Maximum Temperature		
		450°F (232°C) Maximum Temperature		
Union Connection with Spiral Armor				
	B15	Brass Union Hub	Copper	Copper with Stainless Steel Spiral Armor
	B16	Stainless Steel Union Hub	Stainless Steel	Stainless Steel with Stainless Steel Spiral Armor

Bulb Pressure Limits: Copper = 250 psi, Stainless Steel = 500 psi

Bulb Dimensions & Minimum Insertion Lengths

		Standard Bulb				Special "Small" Bulb		
Dim.	91000 / 91400 Capillary Length				91600 Capillary Length 8 Feet*	91000 / 91400		91600
	8 to 16 Feet	20 Feet	24 to 36 Feet	40 to 52 Feet		Order Code	All	
A	13"	16"	20"	24"	16"	SB01	9"	12"
U	12.25"	15.25"	19.25"	23.25"	15.25"		8.25"	11.25"
D	1"	1"	1"	1"	1"		3/4"	3/4"
H	1 NPT	1 NPT	1 NPT	1 NPT	1 NPT		3/4 NPT	3/4 NPT
A	13"	16"	20"	24"	16"	SB10	9"	12"
U	12.25"	15.25"	19.25"	23.25"	15.25"		8.25"	11.25"
D	1"	1"	1"	1"	1"		3/4"	3/4"
H	1 NPT	1 NPT	1 NPT	1 NPT	1 NPT		3/4 NPT	3/4 NPT
A	13"	16"	20"	24"	16"	<p>Note: This bulb is available for applications where space considerations exist, and may only be used when the temperature of the actuator housing will always remain lower than that of the sensing bulb. If the temperature of the actuator housing rises above the sensing bulb temperature, the unit will not operate properly. The temperature of the actuator housing is dependent upon both the surrounding environment and the temperature of the flow medium and may easily reach 150°F on steam service.</p> <p>This bulb is only available on union connected thermal systems.</p> <p>Always use the Standard Bulb unless special requirements exist and full details of the application are known, consult factory.</p>		
U	12.25"	15.25"	19.25"	23.25"	15.25"			
D	1"	1"	1"	1"	1"			
H	1 NPT	1 NPT	1 NPT	1 NPT	1 NPT			
X	13"	16"	20"	24"	16"			
D	1"	1"	1"	1"	1"			
X	13"	16"	20"	24"	16"			
D	1"	1"	1"	1"	1"			
X	15"	18"	22"	26"	18"			
D	1.16"	1.16"	1.16"	1.16"	1.16"			
X	15"	18"	22"	26"	18"			
D	1.16"	1.16"	1.16"	1.16"	1.16"			
A	13"	16"	20"	24"	16"	SB15	9"	12"
U	12.25"	15.25"	19.25"	23.25"	15.25"		8.25"	11.25"
D	1"	1"	1"	1"	1"		3/4"	3/4"
H	1 NPT	1 NPT	1 NPT	1 NPT	1 NPT		3/4 NPT	3/4 NPT
A	13"	16"	20"	24"	16"	SB16	9"	12"
U	12.25"	15.25"	19.25"	23.25"	15.25"		8.25"	11.25"
D	1"	1"	1"	1"	1"		3/4"	3/4"
H	1 NPT	1 NPT	1 NPT	1 NPT	1 NPT		3/4 NPT	3/4 NPT

*On Model 91600, Minimum Insertion Length increases by 1" for each additional 4 ft. capillary increment.